

# Monthly vehicle registrations user guide

Here are some hints to help you search, filter and export the data in this dashboard ([nzta.govt.nz/mvr-dashboard](https://nzta.govt.nz/mvr-dashboard)). See the next page for further detail.

6 REPORT TITLE BAR

## First registration : 001 - CARS BY MAKE COUNTRY & TERRITORIAL AUTHORITY NEW & EX-OVERSEAS

**1 TOP BANNER FILTERS**

Registration sequence

Reporting period

Month-Year

Import status

Vehicle type

Territorial authority

GVM group

**1 REGISTRATION SEQUENCE**

First registrations  
May2021: **21,266**

**1 DETAIL OF APPLIED FILTERS**

Search criteria :Vehicle type = PASSENGER CAR/VAN AND

**2 WILDCARD SEARCH**

AND Registration sequence = First registration

**1 MORE FILTERS**

...

**1 NUMBER OF APPLIED FILTERS**

**3 filter(s) applied**

**1 REMOVE ALL FILTERS**

Clear filters/reports

**7 SHOW PERCENTAGE TOTAL**

% of total on

**5 SELECTION BUTTONS**

Report filters

Reports list

**1 REPORTING PERIOD**

Month-Year: May-2021

**3 SWITCH TO TABLE VIEW**

Data

**1 REGISTRATION SEQUENCE**

001 - CARS BY MAKE COUNTRY & TERRIT... ✓

001A - CARS BY MAKE NEW & EX-OVERSEAS

001N - CARS BY MAKE COUNTRY & TERRIT...

001X - CARS BY MAKE COUNTRY & TERRIT...

002 - COMMERCIALS BY MAKE COUNTRY & TE...

002A - COMMERCIALS BY MAKE NEW VS EX-O...

002N - COMMERCIALS BY MAKE COUNTRY & T...

002X - COMMERCIALS BY MAKE COUNTRY & T...

003 - TRACTORS BY MAKE COUNTRY & TERRIT...

003N - TRACTORS BY MAKE COUNTRY & TERRI...

003X - TRACTORS BY MAKE COUNTRY & TERRI...

004 - MOTORCYCLES OVER 60CC BY MAKE CO...

004N - MOTORCYCLES OVER 60CC BY MAKE C...

004X - MOTORCYCLES OVER 60CC BY MAKE C...

005 - MOPED/MOTORCYCLES UP TO 60CC BY ...

005N - MOPED/MOTORCYCLES UP TO 60CC B...

**4 EXPORT TO EXCEL**

Dynamic pivot

Make

Country of origin

Total

**4 EXPORT TO EXCEL**

6 REPORT TITLE BAR

## First registration

Registration sequence

Reporting period

Month-Year

Import status

Vehicle type

Territorial authority

GVM group

...

First registrations  
2021 year to date: **149,130**

Search criteria :Import status = NEW, USED AND Registration sequence = First registration

**2 filter(s) applied**

Clear filters/reports

% of total on

**2 filter(s) applied**

Clear filters/reports

% of total on

**5 SELECTION BUTTONS**

Report filters

Reports list

**1 REPORTING PERIOD**

Month-Year: Jan-2021, Feb-2021, Mar-2021, Apr-2021, May-2021

**3 SWITCH TO TABLE VIEW**

Data

**1 COLUMN HEADER FILTERS**

Body type

Values

		Total	Jan-2021	Feb-2021	Mar-2021	Apr-2021	May-2021
AG MACHINE - OTHER	Registration count - 2021 year to date	98	21	31	14	15	16
	Registration count % total - 2021 year to date	0.066	0.014	0.021	0.009	0.010	0.011
ARTICULATED TRUCK	Registration count - 2021 year to date	164	32	28	42	35	27
	Registration count % total - 2021 year to date	0.110	0.021	0.019	0.028	0.023	0.018
BOAT TRAILER	Registration count - 2021 year to date	3,365	901	687	751	505	521
	Registration count % total - 2021 year to date	2.256	0.004	0.004	0.004	0.003	0.003
CAB AND CHASSIS ONLY	Registration count - 2021 year to date	992	127	134	265	218	238
	Registration count % total - 2021 year to date	0.665	0.005	0.009	0.178	0.153	0.109
CARAVAN	Registration count - 2021 year to date	2,173	398	429	555	361	430
	Registration count % total - 2021 year to date	1.457	0.267	0.288	0.372	0.242	0.288
CONVERTIBLE	Registration count - 2021 year to date	347	74	69	83	57	64
	Registration count % total - 2021 year to date	0.233	0.058	0.046	0.056	0.038	0.043

**4 EXPORT TO EXCEL**

**Dimensions**

- Body type
- CC grouping - motorcycle
- CC grouping - vehicle
- CC rating
- Country of origin
- Country of prev reg
- GVM
- GVM group
- Import status
- Industry class
- Make
- Model
- Month - latest reg
- Month - NZ first reg
- Motive power
- Motive power category
- Physical post code
- Physical town
- Region
- Registration MMM-YYYY

21-017

## 1. Filters

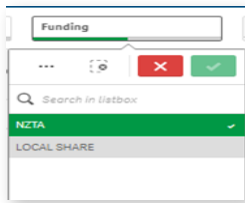
### Applying filters

There are multiple ways of filtering your data.

- ▶ **Top banner filters.** Provide easily accessible detailed filtering for popular attributes.
- ▶ **Column header filters.** You can filter any column with a magnifying glass.
- ▶ **Detail of filters applied.** Detail about the filters you have applied.
- ▶ **Number of filters applied.** Lets you know at a glance the number of filters that have been applied.

### Remove all filters

- ▶ **Clear filters/reports.** Removes all filters or selections you have applied.
- ▶ **Removing an individual filter**
- ▶ **Top banner filters.** You can deselect a filter from the top banner by clicking it (highlighted in green).



### More filters


Click on the more filters button to display a screen containing all available filters.



Click on the Exit Full Screen icon to return to the Dashboard



## 2. Wildcard search

Type in the search terms you wish to use. Press Enter and wait for the relevant entries to go green. Click the green tick  to apply.

### Text wildcards

When you start typing in a search box, it immediately starts to filter. You can get more accurate results using the tips below.


- ★ Use an asterisk where you want your search term to appear. For example, \***Edward** = results with Edward at the end, and **Edward**\* = everything starting with Edward.
- '' Use single quote marks to search for an exact match. For example, '**one lane bridge**' will only bring back terms with those words in that order. It won't bring back results including one, lane and/or bridge.
- ~ Use a tilde to mean 'sounds like' if you don't know the correct spelling.

## 3. Switch to table view

You can see the data in a dynamic table, or as a pivot table.

- ▶ **Change to pivot table view.** Select the dynamic pivot tab below the search criteria.
- ▶ **Change to table view.** Select the data tab below the search criteria.

## 4. Exporting data

- ▶ **Export to Excel.** Select the export icon  to download your data in .xlsx (Excel) format.

Note: downloaded data will match any applied filters.

## 5. Selection buttons

- ▶ **Report filters.** A list of dimensions and measures you can select to view the data. Select at least 1 dimension and 1 measure to enable the report.

Note: you can use up to 6 dimensions.

- ▶ **Reports list.** Displays a list of selectable reports which will automatically apply the necessary search criteria.

## 6. Report title bar

Displays the report name, where there is a selection in 'Reports list'.

## 7. Percentage totals

Show or hide percentage totals

